

LHP-30D

Dual Beam Detector



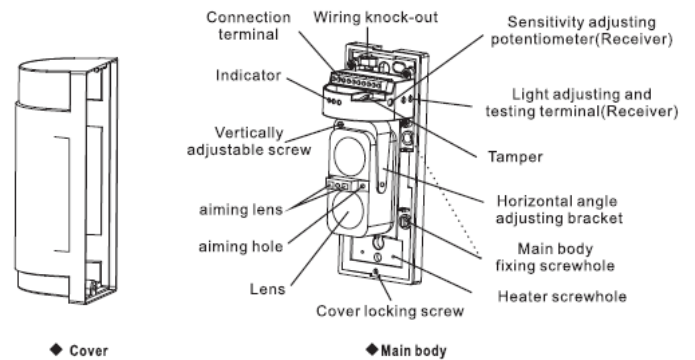
Features

- Digital circuit design, more stable
- Detecting distance 60m
- Sensitivity level adjustable, level 1~5
- Anti-tamper function
- Installation base optional
- Adjust beams easily
- Alarm type N.C/N.O. optional
- Intelligent adjustment to the environment temperature
- IP 55

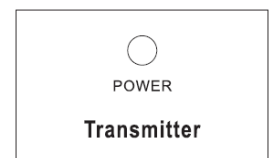
Technical Specification

Distance	60m
Beams	2
Detection System	2 beams cut simultaneously
Relay Output	N.C./N.O. optional
Tamper Switch	N.C.
Ingress Protection	IP55(outdoor)
Axis Rotation Angle	Horizontally 180(±90°), Vertically 20(±10°)
Dimension	195mmx80mmx78.6mm
Working Voltage	DC12-24V
Operation Current	<55mA
Working Temperature	-25°C~+70°C
Material	ABS plastic

Parts Description



(1) Indicator



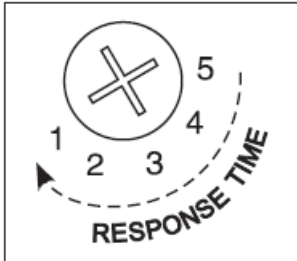
- LEVEL indication lamp (green) brightness varies, depending on incident level.
- ALARM indication lamp (red) is on when indicating alarm.
- GOOD indication lamp (green) is ON when beams are aligned, is OFF when beams are not aligned.
- POWER indication lamp (green) is on when the light beam transmitting.

(2) Arming lens

Use it when adjust the precision of the optical axis.

(3) Sensitivity adjusting potentiometer

We adjust the interrupting period by setting the sensitivity level. Level 1 is the highest sensitivity. And level 5 is lowest sensitivity. The factory default setting is level 1.



Dimension

